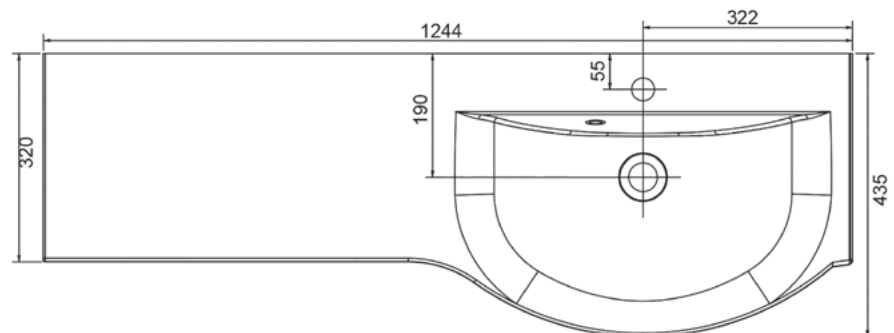
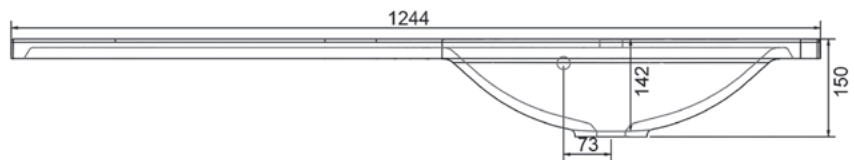
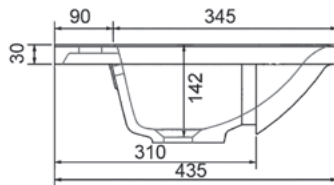


ART 1244 | TECHNICAL DATASHEET

RIGHT HANDED CAST BASIN



CM • CAST MARBLE

The core ingredient of our Cast Marble basins is Dolomite Marble which is formed through volcanic action. The rock is milled and purified before being mixed with polymer resin formed into the required shape and then coated with a resin and quartz mixed gel coat to save its pigment and smooth finish.

The result is an extremely durable and easy to maintain product coupled with the benefit of constant sizing and smooth finishing that cannot be matched by traditional ceramics. Scratches are also repairable making this a more forgiving option. Cast basins have a sharp and ultra modern structured appeal to them.

